

LED module luminaire 1200x300 OPAL STRONG white 230V 25W 3750lm 120° IP20 830

Product code 15927

Supply voltage 230V
Output 25W
Luminous flux 3750lumens
Luminaire's efficiency lm79 150W
Correlated colour temperature warm
white 3000K
Lens angle 120
Source of light [EPISTAR LED](#)
Cri 80
Protection class IP20
Lifespan 50000h
Height 11.0mm
Width 295.0mm
Length 1195.0mm
Weight 3400g
Casing colour white
Work environment indoor use
Certificates CE
Warranty 5 years



The ceiling panel is a stylish and functional lighting solution that fits perfectly into various indoor spaces, including homes, offices, and public areas. The luminaire is made of high-quality materials, ensuring durability and long-term use. The light source of the ceiling panel is efficient LED technology, providing bright light and energy savings. The luminaire is easy to install and is ideal for evenly and clearly illuminating spaces. This ceiling panel is suitable for indoor use only, with an IP20 protection rating. When ordering the OPAL STRONG ceiling panel, you can choose between warmth temperatures of 3000K (warm white) and 4000K (daylight). The power supply unit is included in the set! Enhance the quality of light in your everyday life and choose a top-notch lighting solution from the LED house product range!

LED module luminaire 1200x300 OPAL STRONG white 230V 25W 3750lm 120° IP20 840

Product code 15941

Supply voltage 230V
Output 25W
Luminous flux 3750lumens
Luminaire's efficiency lm79 150W
Correlated colour temperature pure white 4000K
Lens angle 120
Source of light [EPISTAR LED](#)
Cri 80
Protection class IP20
Lifespan 50000h
Height 11.0mm
Width 295.0mm
Length 1195.0mm
Weight 3400g
Casing colour white
Work environment indoor use
Certificates CE
Warranty 5 years



The ceiling panel is a stylish and functional lighting solution that fits perfectly into various indoor spaces, including homes, offices, and public areas. The luminaire is made of high-quality materials, ensuring durability and long-term use. The light source of the ceiling panel is efficient LED technology, providing bright light and energy savings. The luminaire is easy to install and is ideal for evenly and clearly illuminating spaces. This ceiling panel is suitable for indoor use only, with an IP20 protection rating. When ordering the OPAL STRONG ceiling panel, you can choose between warmth temperatures of 3000K (warm white) and 4000K (daylight). The power supply unit is included in the set! Enhance the quality of light in your everyday life and choose a top-notch lighting solution from the LED house product range!

LED module luminaire 1200x300 OPAL STRONG white 230V 36W 4300lm 120° IP20 830

Product code 15642

Supply voltage 230V
Output 36W
Luminous flux 4300lumens
Luminaire's efficiency lm79 119W
Correlated colour temperature warm
white 3000K
Lens angle 120
Source of light [EPISTAR LED](#)
Cri 80
Protection class IP20
Lifespan 50000h
Height 11.0mm
Width 295.0mm
Length 1195.0mm
Weight 3400g
Casing colour white
Work environment indoor use
Certificates CE
Warranty 5 years

The ceiling panel is a stylish and functional lighting solution that fits perfectly into various indoor spaces, including homes, offices, and public areas. The luminaire is made of high-quality materials, ensuring durability and long-term use. The light source of the ceiling panel is efficient LED technology, providing bright light and energy savings. The luminaire is easy to install and is ideal for evenly and clearly illuminating spaces. This ceiling panel is suitable for indoor use only, with an IP20 protection rating. When ordering the OPAL STRONG ceiling panel, you can choose between warmth temperatures of 3000K (warm white) and 4000K (daylight). The power supply unit is included in the set! Enhance the quality of light in your everyday life and choose a top-notch lighting solution from the LED house product range!



LED module luminaire 1200x300 OPAL STRONG white 230V 36W 4300lm 120° IP20 840

Product code 15641

Supply voltage 230V
Output 36W
Luminous flux 4300lumens
Luminaire's efficiency lm79 119W
Correlated colour temperature pure white 4000K
Lens angle 120
Source of light [EPISTAR LED](#)
Cri 80
Protection class IP20
Lifespan 50000h
Height 11.0mm
Width 295.0mm
Length 1195.0mm
Weight 2400g
Package weight 2650g
In package 1pc
Casing colour white
Work environment indoor use
Certificates CE
Warranty 5 years



The ceiling panel is a stylish and functional lighting solution that fits perfectly into various indoor spaces, including homes, offices, and public areas. The luminaire is made of high-quality materials, ensuring durability and long-term use. The light source of the ceiling panel is efficient LED technology, providing bright light and energy savings. The luminaire is easy to install and is ideal for evenly and clearly illuminating spaces. This ceiling panel is suitable for indoor use only, with an IP20 protection rating. When ordering the OPAL STRONG ceiling panel, you can choose between warmth temperatures of 3000K (warm white) and 4000K (daylight). The power supply unit is included in the set! Enhance the quality of light in your everyday life and choose a top-notch lighting solution from the LED house product range!

Mounting frame 1200x300 white

Product code 14207

Height 45.0mm
Width 300.0mm
Length 1200.0mm
In package 1pc
In box 10pcs
Casing colour white
Casing material aluminum
Polishing matt
Work environment indoor use



Our LED panel frame is designed to provide a practical and aesthetic solution for installing LED panels. The frame provides stable support for the panel while creating a visually pleasing appearance. Elevate your everyday lighting quality and choose a top-of-the-line lighting solution from the LED house product range!

Mounting frame 600x300 white

Product code 17074

Height 45.0mm
Width 300.0mm
Length 600.0mm
Weight 310g
In package 1pc
In box 20pcs
Casing colour white
Casing material aluminum
Polishing matt
Work environment indoor use



Our LED panel frame is designed to provide a practical and aesthetic solution for installing LED panels. The frame provides stable support for the panel while creating a visually pleasing appearance. Elevate your everyday lighting quality and choose a top-of-the-line lighting solution from the LED house product range!

LED module luminaire 600x600 E5 white 230V 40W 4300lm 120° IP20 840

Product code 16579

Supply voltage 230V
Output 40W
Luminous flux 4300lumens
Luminaire's efficiency lm79 108W
Correlated colour temperature pure white 4000K
Lens angle 120
Cri 80
Protection class IP20
Lifespan 30000h
Height 10.0mm
Width 595.0mm
Length 595.0mm
In box 5pcs
Casing colour white
Casing material aluminum
Polishing matt
No. of switches 10000pcs
Work environment indoor use
Operation temperature -20°C~40°C
Certificates CE,RoHS
Warranty 5 years



LED module luminaire CAPRI 600x600 Backlit white 230V 40W 4400lm 120° IP20 830

Product code 16965

Supply voltage 230V
Output 40W
Electric current 1000mA
Luminous flux 4400lumens
Luminaire's efficiency lm79 110W
Correlated colour temperature warm white 3000K
Lens angle 120
Cri 80
Protection class IP20
Lifespan 50000h
Llmf tm21 L70B50 @25°C 50.000h
Height 35.0mm
Width 596.0mm
Length 596.0mm
Installation opening diameter 575x575mm
Weight 1490g
In package 1pc
In box 6pcs
Casing colour white
No. of switches 30000pcs
Work environment indoor use
Operation temperature -20-40°C
Certificates CE, RoHS
Warranty 5 years



Ceiling panel is a stylish and functional lighting solution, which fits perfectly into various indoor spaces, including homes, offices, and public areas. The luminaire is made of high-quality materials, ensuring durability and long-term use. Replaceable LED module if necessary. This allows users to easily and conveniently replace the LED light source without replacing the entire luminaire or light bulb. Replaceable LED modules are more energy-efficient, have a longer lifespan, and offer different light temperatures and brightness levels according to the user's needs. This ceiling panel is suitable for indoor use only, with IP20 protection class. Enhance your everyday lighting quality and choose a top-quality lighting solution from the LED house product range!

Mounting frame EMOS 600x600 70mm white

Product code 16634

Brand [EMOS](#)

Height 70.0mm

Width 600.0mm

Length 600.0mm

In package 1pc

In box 20pcs

Casing colour white


Casing material aluminum

Polishing semimatt

Work environment indoor use

Warranty 2 years

600x600 panel for surface mount use. Our LED panel frame is designed to provide a practical and aesthetic solution for installing LED panels. The frame provides stable support for the panel while creating a visually pleasing appearance. Elevate your everyday lighting quality and choose a top-of-the-line lighting solution from the LED house product range!



LED module luminaire EMOS 600x600 LEXXO h30 230V 34W 4200lm 120° IP20 840

Product code 16481

Brand [EMOS](#)

Supply voltage 230V

Power factor 0.90

Output 34W

Luminous flux 4200lumens

Luminaire's efficiency lm79 124W

Correlated colour temperature pure white 4000K

Lens angle 120

Cri 80

Ugr 22

Sdcm - macadam ellipses 6

Protection class IP20

Lifespan 50000h

Llmf tm21 L80B10 @25°C 50.000h

Height 30.0mm

Width 595.0mm

Length 595.0mm

In package 1pc

In box 4pcs

Casing material aluminum

Polishing matt

No. of switches 25000pcs

Work environment indoor use

Certificates CE, RoHS

Warranty 5 years



PROLUMEN OPAL LED panel 600x600 is slim and modern, making it well-suited for contemporary interiors. The panel features high-efficiency LED lights, providing bright and uniform illumination while consuming minimal energy. The panel can be installed in various locations, including offices, schools, and homes, helping to improve the quality of lighting. This ceiling panel is suitable for indoor use only, with IP20 protection class. Enhance your everyday lighting quality and choose a top-quality lighting solution from the LED house product range!

LED module luminaire NELIO 1200x300 white 230V 40W 4300lm 120° IP20 840

Product code 13863

Brand NELIO
Supply voltage 230V
Output 40W
Luminous flux 4300lumens
Luminaire's efficiency lm79 108W
Correlated colour temperature pure white 4000K
Lens angle 120
Cri 80
Protection class IP20
Lifespan 35000h
Height 10.0mm
Width 295.0mm
Length 1195.0mm
Weight 2100g
In package 1pc
In box 5pcs
Casing colour white
Work environment indoor use
Certificates CE
Warranty 3 years



This NELIO LED 1200x300 panel is ultra-thin and modern, making it a perfect fit for contemporary interiors. The panel features high-efficiency LED lights, ensuring bright and uniform illumination while consuming minimal energy. The panel can be installed in various locations, including offices, schools, and homes, helping to enhance the quality of lighting. This ceiling panel is suitable for indoor use only, with IP20 protection class. The panel has a light temperature of 4000K (daylight). Improve your everyday lighting quality and choose a top-quality lighting solution from the LED house product range!

LED module luminaire NELIO 600x300 OPAL white 230V 28W 3000lm 120° IP20 840

Product code 15105

Brand NELIO
Supply voltage 230V
Output 28W
Maximum output 28W/1m
Luminous flux 3000lumens
Luminaire's efficiency lm79 107W
Correlated colour temperature pure white 4000K
Lens angle 120
Cri 80
Protection class IP20
Lifespan 35000h
Height 10.0mm
Width 600.0mm
Length 300.0mm
Installation opening diameter 575x275mm
Weight 1030g
In package 1pc
In box 10pcs
Casing colour white
No. of switches 20000pcs
Power supply [BOKE](#)
Work environment indoor use
Operation temperature -20 ~ 40°C
Certificates CE
Warranty 3 years



NELIO




This NELIO LED 600x300 panel is ultra-thin and modern, making it a perfect fit for contemporary interiors. The panel features high-efficiency LED lights, ensuring bright and uniform illumination while consuming minimal energy. The panel can be installed in various locations, including offices, schools, and homes, helping to enhance the quality of lighting. This ceiling panel is suitable for indoor use only, with IP20 protection class. The panel has a light temperature of 4000K (daylight). Improve your everyday lighting quality and choose a top-quality lighting solution from the LED house product range!

Mounting frame NELIO 600x600 45mm white

Product code 14122

Brand NELIO
Height 45.0mm
Width 600.0mm
Length 600.0mm
Weight 300g
In package 1pc
In box 20pcs
Casing colour white
Casing material aluminum
Polishing semimatt
Work environment indoor use

600x600 panel for surface mount use. Our LED panel frame is designed to provide a practical and aesthetic solution for installing LED panels. The frame provides stable support for the panel while creating a visually pleasing appearance. Elevate your everyday lighting quality and choose a top-of-the-line lighting solution from the LED house product range!



Mounting frame NELIO 600x600 63mm white

Product code 15495

Brand NELIO
Height 63.0mm
Width 600.0mm
Length 600.0mm
Weight 300g
In box 20pcs
Casing colour white
Casing material aluminum
Polishing semimatt
Work environment indoor use

600x600 panel for surface mount use. Our LED panel frame is designed to provide a practical and aesthetic solution for installing LED panels. The frame provides stable support for the panel while creating a visually pleasing appearance. Elevate your everyday lighting quality and choose a top-of-the-line lighting solution from the LED house product range!



LED module luminaire PROLUMEN 1200x300 Backlit white 230V 25W 5000lm 120° IP20 840

Product code 17553

Brand [PROLUMEN](#)

Supply voltage 230V

Power factor 0.90

Output 25W

Luminous flux 5000lumens

Luminaire's efficiency lm79 200W

Correlated colour temperature pure white 4000K

Lens angle 120

Cri 80

Sdcm - macadam ellipses 3

Protection class IP20

Lifespan 50000h

Llmf tm21 L80B10 @25°C 50.000h

Width 1195.0mm

Length 295.0mm

In package 1pc

Casing colour white

Casing material aluminum

Polishing matt

No. of switches 25000pcs

Power supply [BOKE](#)

Work environment indoor use

Operation temperature -10 ~ 40°C

Certificates CE, RoHS

Warranty 5 years



This PROLUMEN 295x1195 [LED module luminaire](#) is designed to illuminate office spaces and commercial buildings. The luminaire dimensions are compatible with standard ceiling installation. Thanks to its simple design, the luminaire is easy to install in corridors, break rooms, offices, and conference rooms. All PROLUMEN products come with a power supply unit included. The luminaire is flicker-free. Enhance your everyday lighting quality and choose a top-quality lighting solution from LED house's product range!

LED module luminaire PROLUMEN 600x600 Backlit h34 230V 36W 5040lm 120° IP20 830

Product code 17354

Brand [PROLUMEN](#)
Supply voltage 230V
Power factor 0.90
Output 36W
Luminous flux 5040lumens
Luminaire's efficiency lm79 140W
Correlated colour temperature warm white 3000K
Lens angle 120
Cri 80
Ugr 22
Sdcm - macadam ellipses 3
Protection class IP20
Lifespan 50000h
Llmf tm21 L80B10 @25°C 50.000h
Height 34.0mm
Width 595.0mm
Length 595.0mm
Weight 1600g
Package weight 2150g
In package 1pc
Casing material aluminum
Polishing matt
No. of switches 25000pcs
Power supply [BOKE](#)
Work environment indoor use
Operation temperature -10 ~ 40°C
Certificates CE, RoHS
Warranty 5 years



This PROLUMEN 600x600 LED modular luminaire is designed to illuminate office spaces and commercial buildings. The luminaire dimensions are compatible with standard ceiling installations. Thanks to the luminaire's simple design, it is easy to install in corridors, break rooms, offices, and conference rooms. PROLUMEN LED modular luminaires offer excellent efficiency at 120-150lm/W, a lifespan of 50,000 hours. All Prolumen products come with a power supply included. The luminaire is flicker-free. The dimensions of the luminaire are 595 x 595mm, suitable for use in standard modular ceilings. Improve your everyday lighting quality and choose a top-quality lighting solution from the LED house product range!

LED module luminaire PROLUMEN 600x600 Backlit UGR<19 h34 230V 36W 4320lm 120° IP20 840

Product code 16352

Brand [PROLUMEN](#)
 Supply voltage 230V
 Power factor 0.90
 Output 36W
 Luminous flux 4320lumens
 Luminaire's efficiency lm79 120W
 Correlated colour temperature pure white 4000K
 Lens angle 120
 Cri 80
 Ugr 19
 Sdcm - macadam ellipses 3
 Protection class IP20
 Lifespan 50000h
 Llmf tm21 L80B10 @25°C 50.000h
 Height 34.0mm
 Width 595.0mm
 Length 595.0mm
 Weight 1600g
 Package weight 2150g
 In package 1pc
 Casing material aluminum
 Polishing matt
 No. of switches 25000pcs
 Power supply [BOKE](#)
 Work environment indoor use
 Operation temperature -10 ~ 40°C
 Certificates CE, RoHS
 Warranty 5 years



This PROLUMEN 600x600 LED modular luminaire is designed to illuminate office spaces and commercial buildings. The luminaire dimensions are compatible with standard ceiling installations. Thanks to the luminaire's simple design, it is easy to install in corridors, break rooms, offices, and conference rooms. PROLUMEN LED modular luminaires offer excellent efficiency at 120-150lm/W, a lifespan of 50,000 hours. All Prolumen products come with a power supply included. The luminaire is flicker-free. The dimensions of the luminaire are 595 x 595mm, suitable for use in standard modular ceilings. Improve your everyday lighting quality and choose a top-quality lighting solution from the LED house product range!

LED module luminaire PROLUMEN 600x600 Backlit UGR<19 white 230V 36W 4000lm 120° IP40 840

Product code 17555

Brand [PROLUMEN](#)
 Supply voltage 230V
 Power factor 0.90
 Output 36W
 Luminous flux 4000lumens
 Luminaire's efficiency lm79 111W
 Correlated colour temperature pure white 4000K
 Lens angle 120
 Source of light [SAMSUNG LED](#)
 Cri 80
 Ugr 19
 Protection class IP40
 Lifespan 50000h
 Height 25.0mm
 Width 595.0mm
 Length 595.0mm
 In package 1pc
 In box 6pcs
 Casing colour white
 Casing material aluminum
 Polishing matt
 Work environment indoor use
 Operation temperature -20 - +40°C
 Certificates CE, RoHS, ENEC, CB, New ERP
 Warranty 5 years

High-quality and energy-efficient modular luminaire, ideal for spaces such as offices and corridors. The PROLUMEN ceiling panel luminaire stands out due to its high UGR value, long lifespan, and adaptable installation and maintenance methods. The driver of this luminaire is external - this feature simplifies installation and maintenance by allowing easier access. The luminaire is designed to be as eye-friendly as possible. In addition to a high UGR value, the Backlit panel is flicker-free. The high lumen output ensures that surfaces are covered with quality and sufficient light. Improve the quality of light in your everyday life and choose a top-notch lighting solution from [the LED house product range!](#)



LED module luminaire PROLUMEN 600x600 Backlit UGR<22 h25 white 230V 36W 4320lm 120° IP40 840

Product code 17577

Brand [PROLUMEN](#)

Supply voltage 230V

Output 36W

Luminous flux 4320lumens

Luminaire's efficiency lm79 120W

Correlated colour temperature pure white 4000K

Lens angle 120

Source of light [SAMSUNG LED](#)

Cri 80

Ugr 22

Sdcm - macadam ellipses 3

Protection class IP40

Lifespan 50000h

Llmf tm21 L70B50 @25°C 50.000h

Height 25.0mm

Width 595.0mm

Length 595.0mm

In box 5pcs

Casing colour white

Casing material aluminum

Polishing matt

No. of switches 30000pcs

Work environment indoor use

Operation temperature -20°C~40°C

Certificates CE, RoHS

Warranty 5 years


High-quality and energy-efficient modular luminaire, ideal for spaces such as offices and corridors. The PROLUMEN ceiling panel luminaire stands out due to its high UGR value, long lifespan, and adaptable installation and maintenance methods. The driver of this luminaire is external - this feature simplifies installation and maintenance by allowing easier access. The luminaire is designed to be as eye-friendly as possible. In addition to a high UGR value, the Backlit panel is flicker-free. The high lumen output ensures that surfaces are covered with quality and sufficient light. Improve the quality of light in your everyday life and choose a top-notch lighting solution from [the LED house product range!](#)



LED module luminaire PROLUMEN 600x600 NEPTUN 230V 40W 4000lm 120° IP65 840

Product code 13743

Brand [PROLUMEN](#)
Supply voltage 230V
Power factor 0.90
Output 40W
Luminous flux 4000lumens
Luminaire's efficiency lm79 100W
Correlated colour temperature pure white 4000K
Lens angle 120
Cri 80
Sdcm - macadam ellipses 6
Protection class IP65
Lifespan 50000h
Height 20.0mm
Width 595.0mm
Length 595.0mm
In package 1pc
In box 5pcs
Casing material aluminum + plastic
Power supply [BOKE](#)
Work environment indoor use
Operation temperature -20 ~ 48°C
Certificates CE, RoHS
Warranty 5 years



The PROLUMEN 600x600 NEPTUN modular luminaire is a stylish and functional lighting solution that fits perfectly into various indoor spaces, including homes, offices, and public areas. The luminaire is made of high-quality materials, ensuring durability and long-term use. A high-quality LED panel, designed to last long due to its quality components. The 4000K light temperature provides clear and sharp illumination, ideal for lighting up stores and other commercial spaces. IP65 - moisture-resistant version. Improve your everyday lighting quality and choose a top-quality lighting solution from the LED house product range!