


## Power track Corner T white 230V IP20

**Product code 13661**

Supply voltage 230V  
Protection class IP20  
Casing colour white  
Warranty 5 years



## Controller Linear Rail 30X 3F

**Product code 13657**

Height 40.0mm  
Width 68.0mm  
Length 2832.0mm

5 Wires, (L1, L2, L3, N, PE)



## Cover Linear Rail S 1200 white

**Product code 13659**

Length 1500.0mm  
Casing colour white

Cover plate for empty module of  
linear light.



## Cover Linear Rail S 1500 white

### Product code 16037

Length 1500.0mm  
Casing colour white  
Warranty 5 years

Cover plate for empty module of  
linear light.



## End cap Linear Rail S white

### Product code 13658

Casing colour white




## Trunking rail Linear S 1500 white

### Product code 13860

Length 1500.0mm  
Casing colour white  
Warranty 5 years

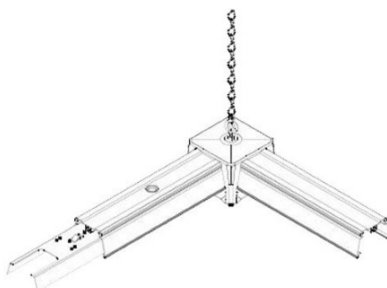
Light rail module for attaching LED  
lights. Multi-channel wiring allows for  
simple and efficient wiring. Illuminate  
your world with LED House  
professionals - [check out our project  
portfolio here!](#)



## Power track PROLUMEN Corner L white 230V IP20

**Product code 16137**

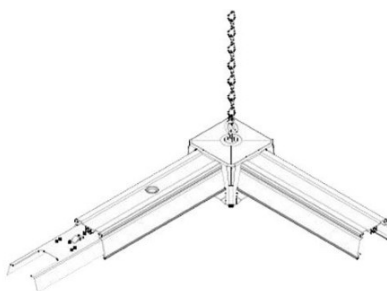
Brand [PROLUMEN](#)  
Supply voltage 230V  
Protection class IP20  
Casing colour white  
Warranty 5 years



## Power track PROLUMEN Corner L white 230V IP20

**Product code 13663**

Brand [PROLUMEN](#)  
Supply voltage 230V  
Protection class IP20  
Casing colour white  
Warranty 5 years



## Power cable PROLUMEN Feed-in connector 5 wires

**Product code 16105**

Brand [PROLUMEN](#)



## Power cable PROLUMEN Feed-in connector 8 wires

**Product code 16913**

Brand [PROLUMEN](#)



**LED luminaire PROLUMEN Linear C 1500 + Emergency white  
230V 50W 7400lm 90° IP20 DALI 840**

## Product code 17666 DALI dimmable

Brand [PROLUMEN](#)

Supply voltage 230V

Dimmable DALI

Output 50W

Maximum output 50W/1m

Luminous flux 7400lumens

Luminaire's efficiency lm79 148W

Correlated colour temperature pure white 4000K

Lens angle 90

Cri 80

Ugr 19

Sdcm - macadam ellipses 3

Protection class IP20

Lifespan 50000h

Width 60.0mm

Length 1500.0mm

Casing colour white

Casing material metal

Polishing matt

Impact resistance IK05

Work environment indoor use

Certificates CE, RoHS

Warranty 5 years



PROLUMEN Linear S 1500 is a linear luminaire that is installed onto the power track. This luminaire series offers various power options and configurations, allowing for lighting customization based on specific requirements and room characteristics. The IP20 protection class ensures durability against dust and minor liquid ingress, making them suitable for various indoor environments such as offices, shopping centers, or homes. Additionally, there is also the PROLUMEN Linear S 1500 model available, which supports the DALI system, enabling advanced management and control of the lighting according to the needs. Illuminate your world with LED House professionals - [check out our project portfolio here!](#)

## Suspension cord PROLUMEN Linear Rail S 1,5m

**Product code 13660**

Brand [PROLUMEN](#)



## Power track PROLUMEN Linear Rail S 1500 white

**Product code 16911**

Brand [PROLUMEN](#)

Length 1500.0mm

Casing colour white

Warranty 5 years

Light rail module for attaching LED lights. Multi-channel wiring allows for simple and efficient wiring. Illuminate your world with LED House professionals - [check out our project portfolio here!](#)



## Power track PROLUMEN Linear Rail S 1500 white

**Product code 16912**

Brand [PROLUMEN](#)

Length 1500.0mm

Casing colour white

Warranty 5 years

Light rail module for attaching LED lights. Multi-channel wiring allows for simple and efficient wiring. Illuminate your world with LED House professionals - [check out our project portfolio here!](#)



## Suspension cord PROLUMEN Linear Rail S 5m

**Product code 16914**

Brand [PROLUMEN](#)



## Power track PROLUMEN Linear Rail S 600 white

**Product code 17668**

Brand [PROLUMEN](#)

Length 600.0mm

Casing colour white

Warranty 5 years

Light rail module for attaching LED lights. Multi-channel wiring allows for simple and efficient wiring. Illuminate your world with LED House professionals - [check out our project portfolio here!](#)



## PROLUMEN Linear Rail S cable gland

**Product code 17669**

Brand [PROLUMEN](#)

Warranty 5 years

Illuminate your world with LED House professionals - [check out our project portfolio here!](#)



## LED luminaire PROLUMEN Linear S 1500 35/40/45/50W 180lm/W white 230V 120° IP20 840

**Product code 16227**

Brand [PROLUMEN](#)

Supply voltage 230V

Correlated colour temperature pure white 4000K

Lens angle 120

Cri 80

Ugr 19

Protection class IP20

Lifespan 50000h

Length 1500.0mm

Casing colour white

Casing material metal

Polishing matt

Impact resistance IK05

Work environment indoor use

Certificates CE, RoHS

Warranty 5 years

PROLUMEN Linear S 1500 is a linear luminaire that is installed onto the power track. This luminaire series offers various power options and configurations, allowing for lighting customization based on specific requirements and room characteristics. The IP20 protection class ensures durability against dust and minor liquid ingress, making them suitable for various indoor environments such as offices, shopping centers, or homes. Additionally, there is also the PROLUMEN Linear S 1500 model available, which supports the DALI system, enabling advanced management and control of the lighting according to the needs. Illuminate your world with LED House professionals - [check out our project portfolio here!](#)



## LED luminaire PROLUMEN Linear S 1500 35/40/45/50W 180lm/W



## white 230V 9000lm 90° IP20 DALI 840

**Product code 17649 DALI dimmable**

Brand [PROLUMEN](#)

Supply voltage 230V

Dimmable DALI

Luminous flux 9000lumens

Correlated colour temperature pure white 4000K

Lens angle 90

Cri 80

Ugr 19

Sdcm - macadam ellipses 3

Protection class IP20

Lifespan 50000h

Width 60.0mm

Length 1500.0mm

Casing colour white

Casing material metal

Polishing matt

Impact resistance IK05

Work environment indoor use

Certificates CE, RoHS

Warranty 5 years

PROLUMEN Linear S 1500 is a linear luminaire that is installed onto the power track. This luminaire series offers various power options and configurations, allowing for lighting customization based on specific requirements and room characteristics. The IP20 protection class ensures durability against dust and minor liquid ingress, making them suitable for various indoor environments such as offices, shopping centers, or homes. Additionally, there is also the PROLUMEN Linear S 1500 model available, which supports the DALI system, enabling advanced management and control of the lighting according to the needs. Illuminate your world with LED House professionals - [check out our project portfolio here!](#)



## LED luminaire PROLUMEN Linear S 1500 35/40/45/50W 180lm/W white 230V 90° IP20 830

**Product code 16004**

Brand [PROLUMEN](#)  
Supply voltage 230V  
Correlated colour temperature warm white 3000K  
Lens angle 90  
Cri 80  
Ugr 19  
Protection class IP20  
Lifespan 50000h  
Length 1500.0mm  
Casing colour white  
Casing material metal  
Polishing matt  
Impact resistance IK05  
Work environment indoor use  
Certificates CE, RoHS  
Warranty 5 years

PROLUMEN Linear S 1500 is a linear luminaire that is installed onto the power track. This luminaire series offers various power options and configurations, allowing for lighting customization based on specific requirements and room characteristics. The IP20 protection class ensures durability against dust and minor liquid ingress, making them suitable for various indoor environments such as offices, shopping centers, or homes. Additionally, there is also the PROLUMEN Linear S 1500 model available, which supports the DALI system, enabling advanced management and control of the lighting according to the needs. Illuminate your world with LED House professionals - [check out our project portfolio here!](#)



## LED luminaire PROLUMEN Linear S 1500 35/40/45/50W 180lm/W white 230V 90° IP20 840

**Product code 16012**

Brand [PROLUMEN](#)

Supply voltage 230V

Correlated colour temperature pure white 4000K

Lens angle 90

Cri 80

Ugr 19

Protection class IP20

Lifespan 50000h

Width 60.0mm

Length 1500.0mm

Casing colour white

Casing material metal

Polishing matt

Impact resistance IK05

Work environment indoor use

Certificates CE, RoHS

Warranty 5 years

PROLUMEN Linear S 1500 is a linear luminaire that is installed onto the power track. This luminaire series offers various power options and configurations, allowing for lighting customization based on specific requirements and room characteristics. The IP20 protection class ensures durability against dust and minor liquid ingress, making them suitable for various indoor environments such as offices, shopping centers, or homes. Additionally, there is also the PROLUMEN Linear S 1500 model available, which supports the DALI system, enabling advanced management and control of the lighting according to the needs. Illuminate your world with LED House professionals - [check out our project portfolio here!](#)



## LED luminaire PROLUMEN Linear S 1500 55/60/65/70W 180lm/W white 230V 70W 12600lm 120° IP20 830

**Product code 17620**

Brand [PROLUMEN](#)  
Supply voltage 230V  
Output 70W  
Maximum output 70W/1m  
Luminous flux 12600lumens  
Luminaire's efficiency 180lm/W  
Correlated colour temperature warm  
white 3000K  
Lens angle 120  
Cri 80  
Ugr 19  
Sdcm - macadam ellipses 3  
Protection class IP20  
Lifespan 50000h  
Length 1500.0mm  
In package 1pc  
In box 10pcs  
Casing colour white  
Casing material metal  
Polishing matt  
Impact resistance IK05  
Work environment indoor use  
Certificates CE, RoHS  
Warranty 5 years



PROLUMEN Linear S 1500 is a linear luminaire that is installed onto the power track. This luminaire series offers various power options and configurations, allowing for lighting customization based on specific requirements and room characteristics. The IP20 protection class ensures durability against dust and minor liquid ingress, making them suitable for various indoor environments such as offices, shopping centers, or homes. Additionally, there is also the PROLUMEN Linear S 1500 model available, which supports the DALI system, enabling advanced management and control of the lighting according to the needs. Illuminate your world with LED House professionals - [check out our project portfolio here!](#)

## LED luminaire PROLUMEN Linear S 1500 55/60/65/70W 180lm/W white 230V 70W 12600lm 90° IP20 840

**Product code 18110**

Brand [PROLUMEN](#)

Supply voltage 230V

Output 70W

Maximum output 70W/1m

Luminous flux 12600lumens

Luminaire's efficiency 180lm/W

Correlated colour temperature pure  
white 4000K

Lens angle 90°

Cri 80

Ugr 19

Sdcm - macadam ellipses 3

Protection class IP20

Lifespan 50000h

Length 1500.0mm

In package 1pc

In box 10pcs

Casing colour white

Casing material metal

Polishing matt

Impact resistance IK05

Work environment indoor use

Certificates CE, RoHS

Warranty 5 years



PROLUMEN Linear S 1500 is a linear luminaire that is installed onto the power track. This luminaire series offers various power options and configurations, allowing for lighting customization based on specific requirements and room characteristics. The IP20 protection class ensures durability against dust and minor liquid ingress, making them suitable for various indoor environments such as offices, shopping centers, or homes. Additionally, there is also the PROLUMEN Linear S 1500 model available, which supports the DALI system, enabling advanced management and control of the lighting according to the needs. Illuminate your world with LED House professionals - [check out our project portfolio here!](#)

# LED luminaire PROLUMEN Linear S 1500 70W 180lm/W white 230V 12600lm CRI80 120° IP20 DALI 3000K, 4000K, 6000K 3CCT

**Product code 16908 DALI dimmable**

Brand [PROLUMEN](#)  
 Supply voltage 230V  
 Dimmable DALI  
 Luminous flux 12600lumens  
 Correlated colour temperature 3CCT  
 3000K, 4000K, 6000K  
 Lens angle 120  
 Cri 80  
 Ugr 19  
 Protection class IP20  
 Lifespan 50000h  
 Length 1500.0mm  
 Casing colour white  
 Casing material metal  
 Polishing matt  
 Power supply [TRIDONIC](#)  
 Impact resistance IK05  
 Work environment indoor use  
 Certificates CE, RoHS  
 Warranty 5 years

PROLUMEN Linear S 1500 is a linear luminaire that is installed onto the power track. This luminaire series offers various power options and configurations, allowing for lighting customization based on specific requirements and room characteristics. The IP20 protection class ensures durability against dust and minor liquid ingress, making them suitable for various indoor environments such as offices, shopping centers, or homes. Additionally, there is also the PROLUMEN Linear S 1500 model available, which supports the DALI system, enabling advanced management and control of the lighting according to the needs. Illuminate your world with LED House professionals - [check out our project portfolio here!](#)



## LED luminaire PROLUMEN Linear S 1500 Emergency white 230V 50W 9250lm 90° IP20 840

**Product code 17664**

Brand [PROLUMEN](#)

Supply voltage 230V

Output 50W

Maximum output 50W/1m

Luminous flux 9250lumens

Luminaire's efficiency lm79 185W

Correlated colour temperature pure  
white 4000K

Lens angle 90

Cri 80

Ugr 19

Sdcm - macadam ellipses 3

Protection class IP20

Lifespan 50000h

Width 60.0mm

Length 1500.0mm

Casing colour white

Casing material metal

Polishing matt

Impact resistance IK05

Work environment indoor use

Certificates CE, RoHS

Warranty 5 years



PROLUMEN Linear S 1500 is a linear luminaire that is installed onto the power track. This luminaire series offers various power options and configurations, allowing for lighting customization based on specific requirements and room characteristics. The IP20 protection class ensures durability against dust and minor liquid ingress, making them suitable for various indoor environments such as offices, shopping centers, or homes. Additionally, there is also the PROLUMEN Linear S 1500 model available, which supports the DALI system, enabling advanced management and control of the lighting according to the needs. Illuminate your world with LED House professionals - [check out our project portfolio here!](#)

## LED luminaire PROLUMEN Linear S 1500 white 230V 50W 9250lm 90° IP20 DALI 840

**Product code 17665 DALI dimmable**

Brand [PROLUMEN](#)  
Supply voltage 230V  
Dimmable DALI  
Output 50W  
Maximum output 50W/1m  
Luminous flux 9250lumens  
Luminaire's efficiency lm79 185W  
Correlated colour temperature pure white 4000K  
Lens angle 90  
Cri 80  
Ugr 19  
Sdcm - macadam ellipses 3  
Protection class IP20  
Lifespan 50000h  
Width 60.0mm  
Length 1500.0mm  
Casing colour white  
Casing material metal  
Polishing matt  
Impact resistance IK05  
Work environment indoor use  
Certificates CE, RoHS  
Warranty 5 years



PROLUMEN Linear S 1500 is a linear luminaire that is installed onto the power track. This luminaire series offers various power options and configurations, allowing for lighting customization based on specific requirements and room characteristics. The IP20 protection class ensures durability against dust and minor liquid ingress, making them suitable for various indoor environments such as offices, shopping centers, or homes. Additionally, there is also the PROLUMEN Linear S 1500 model available, which supports the DALI system, enabling advanced management and control of the lighting according to the needs. Illuminate your world with LED House professionals - [check out our project portfolio here!](#)



## Power track PROLUMEN Linear S end cap white

**Product code 17667**

Brand [PROLUMEN](#)  
Casing colour white  
Warranty 5 years

Illuminate your world with LED House professionals - [check out our project portfolio here!](#)



## Power track PROLUMEN Linear S module 1500 white

**Product code 17671**

Brand [PROLUMEN](#)  
Length 1500.0mm  
Casing colour white  
Warranty 5 years

Illuminate your world with LED House professionals - [check out our project portfolio here!](#)



## Power track PROLUMEN Linear S module 600 white

**Product code 17670**

Brand [PROLUMEN](#)  
Length 600.0mm  
Casing colour white  
Warranty 5 years

Illuminate your world with LED House professionals - [check out our project portfolio here!](#)



## Power track PROLUMEN Linear S module for EXIT 600 white DALI

**Product code 17672 DALI dimmable**

Brand [PROLUMEN](#)  
Dimmable DALI  
Length 600.0mm  
Casing colour white  
Warranty 5 years



Illuminate your world with LED House professionals - [check out our project portfolio here!](#)

**LED luminaire PROLUMEN Linear S-line 1500 35/40/45/50W  
180lm/W white 230V 50W 9000lm 120° IP20 830**

## Product code 16104

Brand [PROLUMEN](#)

Supply voltage 230V

Output 50W

Maximum output 50W/1m

Luminous flux 9000lumens

Luminaire's efficiency lm79 180W

Correlated colour temperature warm white 3000K

Lens angle 120

Cri 80

Ugr 19

Protection class IP20

Lifespan 50000h

Length 1500.0mm

In box 10pcs

Casing colour white

Casing material metal

Polishing matt

Impact resistance IK05

Work environment indoor use

Certificates CE, RoHS

Warranty 5 years



PROLUMEN Linear S 1500 is a linear luminaire that is installed onto the power track. This luminaire series offers various power options and configurations, allowing for lighting customization based on specific requirements and room characteristics. The IP20 protection class ensures durability against dust and minor liquid ingress, making them suitable for various indoor environments such as offices, shopping centers, or homes. Additionally, there is also the PROLUMEN Linear S 1500 model available, which supports the DALI system, enabling advanced management and control of the lighting according to the needs. Illuminate your world with LED House professionals - [check out our project portfolio here!](#)